

Saltspring Island Fire Protection District
Bylaw No. 68

A bylaw to amend Bylaw No. 65, being the "1994 Fire Truck Loan Bylaw".


The Trustees of Saltspring Island Fire Protection District ENACT AS FOLLOWS:

1. That the District's Bylaw No. 65 passed by the Trustees on the 5th day of March, 1994 and registered by the Inspector of Municipalities on the 9th day of March, 1994, is hereby amended by:
 - deleting the figure \$150,130.75 in sections 2 and 3 and substituting the figure of \$150,159.04
 - deleting the figure \$15,405.19 in section 3 and substituting the figure of \$15,408.09
 - deleting the date March 31 in section 2 and substituting the date March 30.
2. This bylaw may be cited as the "Bylaw No. 65 Amending Bylaw".

INTRODUCED and given first reading by the Trustees on the 12 day of March, 1994.


RECONSIDERED and finally passed by the Trustees on the 12 day of March, 1994.



Chairperson of the Trustees


Secretary of the Trustees

I hereby certify under the seal of Saltspring Island Fire Protection District that this is a true copy of Bylaw No. 68 of Saltspring Island Fire Protection District passed by the Trustees on the 12 day of March, 1994.

A true copy of By-Law No. 68
registered in the office of the Inspector
of Municipalities this 12 day of
April 19 94


Secretary of the Trustees


Deputy Inspector of Municipalities

F104R820-01
1994/03/15

MINISTRY OF FINANCE AND CORPORATE RELATIONS
REVENUE DIVISION - REAL PROPERTY TAXATION

09:40:44

LAND TAX LEVY SYSTEM - LIBRARY AND IMPROVEMENT DISTRICT ADVANCES

CAPITAL ADVANCE AMORTIZATION SCHEDULE

CAT BI

COL C01 JUR 764 ITM B NAME SALTSRING ISLAND FIRE PROTECTION

BYLAW 0065

AMOUNT ADVANCED 147,500.00 INTEREST RATE 7.000

DATE ADVANCED 94/03/30 TERM 15 YEARS

INTERIM INTEREST 2,659.04 ANNUAL PAYMENT 15,408.09

150,159.04

PAYMENT DATE	PRINCIPAL	INTEREST	BALANCE
JUL 1994	15,408.09	0.00	134,750.95
JUL 1995	5,975.52	9,432.57	128,775.43
JUL 1996	6,393.81	9,014.28	122,381.62
JUL 1997	6,841.38	8,566.71	115,540.24
JUL 1998	7,320.27	8,087.82	108,219.97
JUL 1999	7,832.69	7,575.40	100,387.28
JUL 2000	8,380.98	7,027.11	92,006.30
JUL 2001	8,967.65	6,440.44	83,038.65
JUL 2002	9,595.38	5,812.71	73,443.27
JUL 2003	10,267.06	5,141.03	63,176.21
JUL 2004	10,985.75	4,422.34	52,190.46
JUL 2005	11,754.76	3,653.33	40,435.70
JUL 2006	12,577.59	2,830.50	27,858.11
JUL 2007	13,458.02	1,950.07	14,400.09
JUL 2008	14,400.08	1,008.01	0.01

***** END OF REPORT *****

*Bylaw 65
amended 68*