



















INCIDENT LEGEND **2023** **TOTAL CALLS: 735**

		JAN	FEB	MAR	APR	MAY	JUN	JUL	AUG	SEP	OCT	NOV	DEC	
Act/Bylaw	 Complamt	5		4	5	14	12	16	15	7	1	2	4	
Aircraft	 Emergency													
Alarm	 Alarm	6	4	7	4	6	5	6	2	6	2	5	5	
Assistance	 Assistance	4	5	4	3	10	18	14	19	16	4	4	5	
Explosion	 Explosion													
Fire	 Brush			1	2	2	1		1	1				
	 Chimney	1											3	
	 Misc	2	3	3		2	3	1		6	2		1	
	 Structure	2	2	1			1	1	3					2
	 Boat				1		1							
HazMat	 Vehicle	1		2		2							1	
	 HazMat								1		2	2		
Hydro	 Hydro	4	12	4	1	1		3	2	2	3		3	
Medical	 Medical	21	11	20	24	30	40	29	21	29	18	29	18	
MVI	 MVI	7	3	5	1	5	4	4	5	8	5	2	6	
Rescue	 Rescue	1		1				2	3	1		1		
Smoke/Smell/Sighting	 Brush			2	4	3	8	3	4	5				
	 Structure	1			1		3	2	1					
Total Calls for the month:		55	40	54	46	75	96	81	77	81	37	45	48	735

2023		JAN	FEB	MAR	APR	MAY	JUN	JUL	AUG	SEP	OCT	NOV	DEC	TOTAL
FIRE		11	17	13	9	10	17	10	12	14	7	2	10	132
RESCUE		13	3	10	6	19	16	22	23	16	6	5	10	149
MEDICAL		21	11	20	24	30	40	29	21	29	18	29	18	290
ASSISTANCE		10	9	11	7	16	23	20	21	22	6	9	10	164
		55	40	54	46	75	96	81	77	81	37	45	48	735