



















INCIDENT LEGEND

2022

TOTAL CALLS: 668

Act/Bylaw		JAN	FEB	MAR	APR	MAY	JUN	JUL	AUG	SEP	OCT	NOV	DEC	
	 Complaint	2	6	4	5	8	2	19	18	6	7	8	4	89
Aircraft	 Emergency													0
Alarm	 Alarm	1	2	3	3	3	5	5	7	5	9	4	10	57
Assistance	 Assistance	4	3	2	4	5	2	4	7	5	4	6	6	52
Explosion	 Explosion												1	1
Fire	 Brush					1		1		3	3			8
	 Chimney		1								1	1		3
	 Misc							5	2	1	5			13
	 Structure	1							1					2
	 Boat		1		1			1						3
HazMat	 Vehicle		1			1		3	1					6
	 HazMat	2			1	2	1	4	2	1	2	2		17
Hydro	 Hydro	5	1	1	4	26	4	1	3	2	2	10	3	62
Medical	 Medical	15	10	21	31	29	24	25	26	29	19	25	24	278
MVI	 MVI	2	1		2	5		4	2	4	6	5	2	33
Rescue	 Rescue				1	2	1		1	1				6
Smoke/Smell/Sighting	 Brush							5	6	8	4			23
	 Structure	1	3	1	1	3	3	1	1	1				15
Total Calls for the month:		33	29	32	53	85	42	78	77	66	62	61	50	668